



F A M F

NIGHT

Welcome!


**Join us for some Pop Trivia Family
Fun while we get started!**



**Game Code:
01593166**

Kahoot.it

AGENDA



LIGHTS!

Welcome!
Kahoot Family Challenge
Intro
Beacon Review, resource review for home

Camera!

Growth recognitions

Action!

Goal setting for second semester





Rebecca Chandler

ILC

rchandler@paulding.k12.ga.us

Dr. Carson

Principal

Chelsea Cowan

6th grade

Clever Tobar

7th grade

John Miller




8th grade

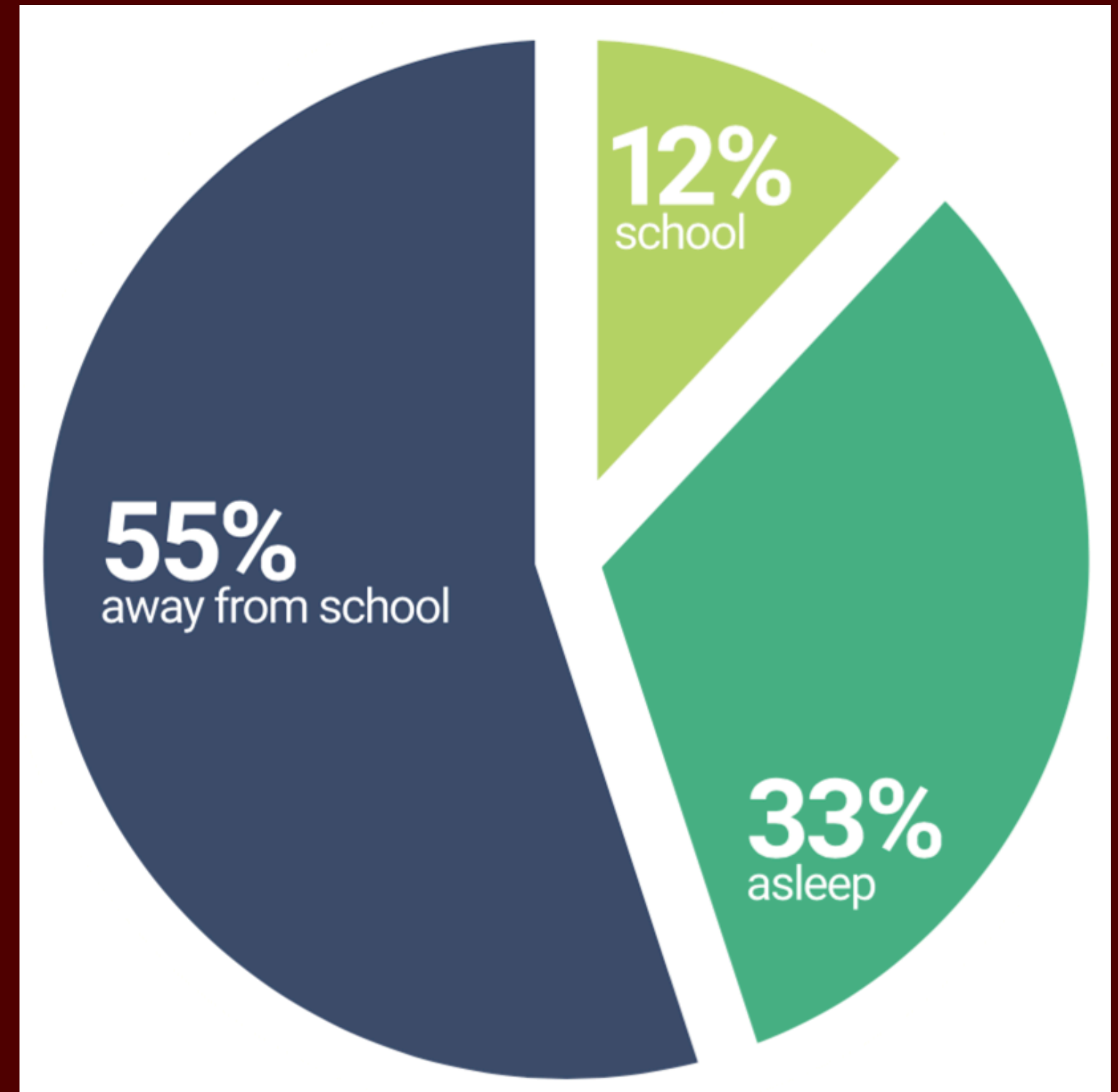


Good reminder!

STUDENT LEARNING TIME (One Year At A Glance)

Assuming 6 hours of instruction,
180 days per year, and 8 hours of
sleep every day:

-  **School** = 1,080 hours per year
-  **Asleep** = 2,920 hours per year
-  **Away from school** = 4,760 hours per year





What is the Beacon assessment?



- ➔ Computer-based assessment that determines learning needs, 3x per year
- ➔ Indicates areas of strength and areas of need so teachers can adjust instruction
- ➔ Is predictive of end of the year performance on Georgia Milestones




DRC BEACON provides information on student needs and measures progress throughout the year, allowing educators to target instruction and make informed decisions.

Student Report

Name: SAMPLE STUDENT
Student ID: INT7541001
Birth Date: 8/24/2010


Grade: 3
School: Sample School
District: Sample District

ENGLISH LANGUAGE ARTS SCALE SCORE 618



The student's English Language Arts scale score is indicated by ●. If this student were to test again under similar circumstances, the student's projected score would likely range from 608-628.

MATHEMATICS SCALE SCORE 360



The student's Mathematics scale score is indicated by ●. If this student were to test again under similar circumstances, the student's projected score would likely range from 350-370.

SCALE SCORE

ELA PERFORMANCE BY SUBCATEGORY

Subcategory	Date Tested	Student Performance		
		Support Needed	Near Target	Prepared
Reading *				
Key Ideas and Details			42	50
Craft and Structure/Integration of Knowledge and Ideas			42	50
Vocabulary Acquisition and Use			42	50
Reading Text Types *				
Literary Text			42	50
Informational Text			42	50
Writing Skills				
Text Types and Purposes			42	50
Conventions of Standard English			42	50
Research			42	50

PERFORMANCE

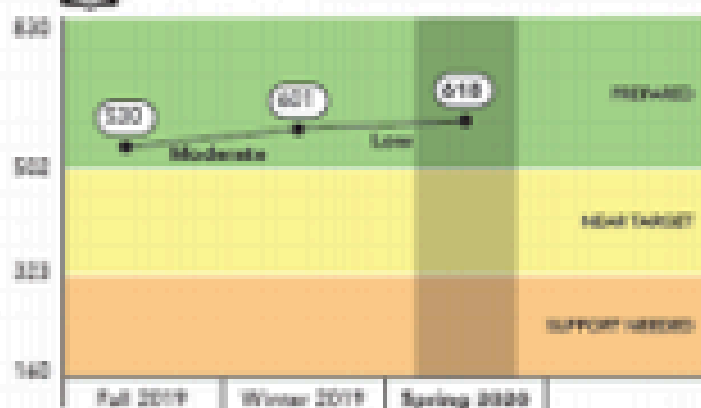
* Each Reading question connects to a Reading reporting category in the table above, as well as to a Reading Text Type reporting category. However, each Reading question counts only one time in the student's total ELA score.

MATHEMATICS PERFORMANCE BY SUBCATEGORY

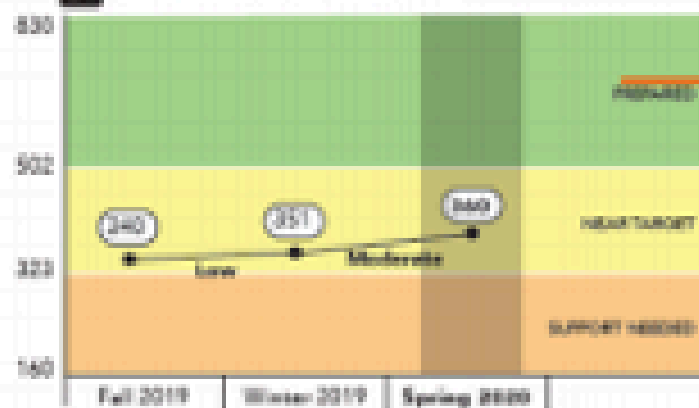
Subcategory	Date Tested	Student Performance		
		Support Needed	Near Target	Prepared
Number and Quantity			42	
Algebra		30		
Measurement and Data			30	
Geometry			30	

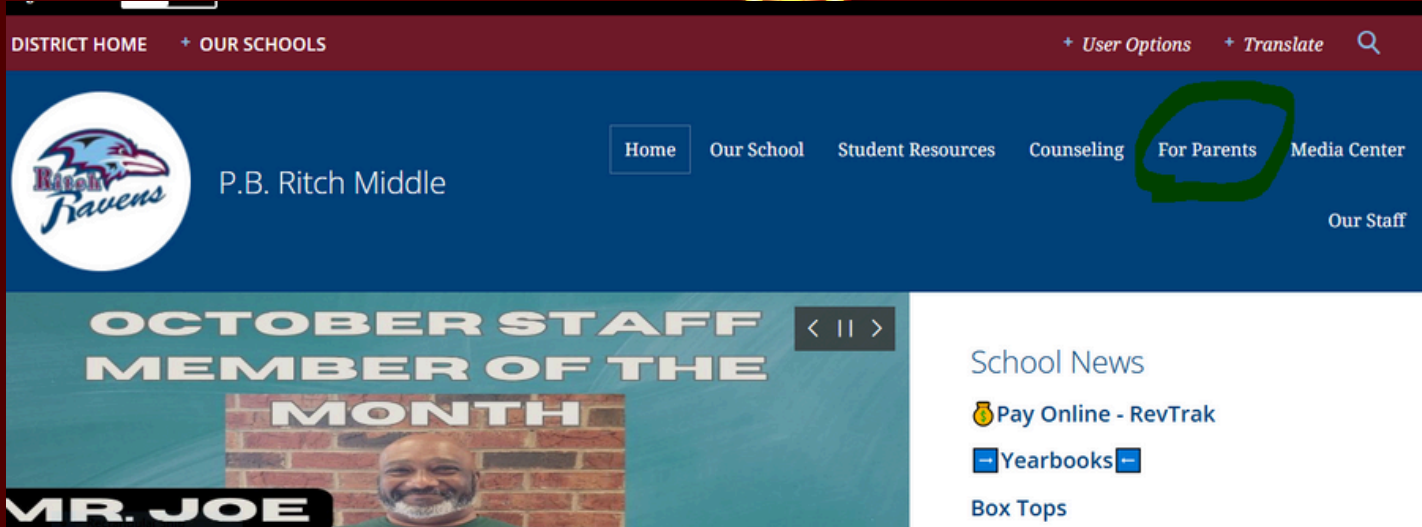

GROWTH PROGRESS AND GROWTH ADEQUACY

ELA GROWTH



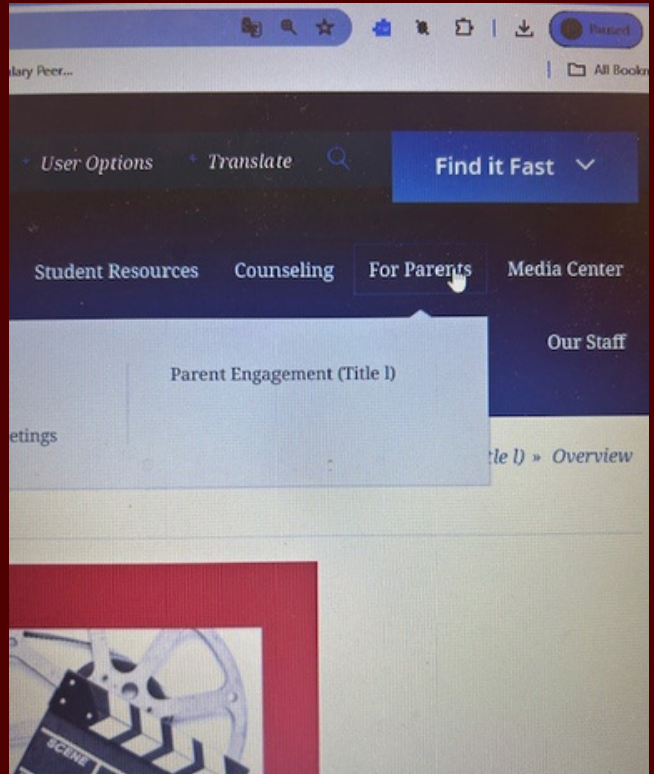
MATHEMATICS GROWTH







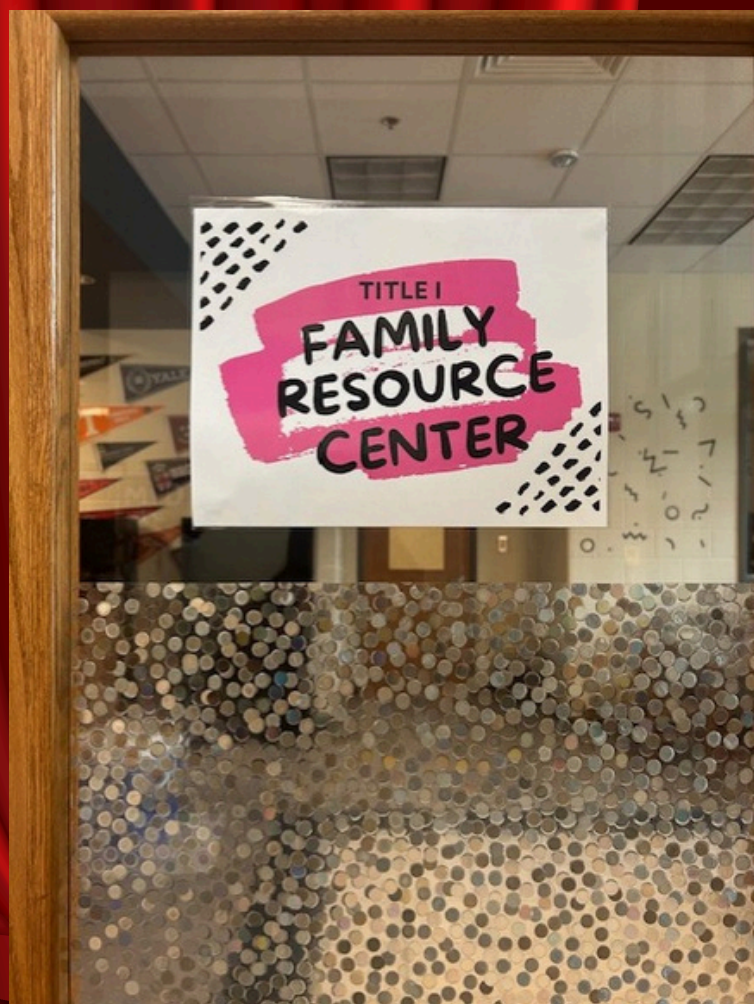
Parent Engagement (Title I)

- > Overview
- > Annual Title I Meeting
- > Family Resources
- > Family-School Compact FY25
- > Georgia Milestones Resources
- > Ritch Parent and Family Engagement Plan FY25
- > District Parent and Family Engagement Plan
- > Parent Right to Know - English and Spanish
- > Notification of Title I Services - English and Spanish
- > **Math Resources**
 - > 6th grade Resources
 - > 7th grade Resources
 - > 8th grade Resources
- > School Improvement Goals FY25
- > Title I Parent Newsletter




Now Open!

Family Resource Center



Growth Recognitions





Action!


Goal Setting

Motivation

Sense of Ownership

Growth Mindset

Work Ethic



Thank you!
Please scan the code to give feedback!

